





























































Parts	Part number	Part name	Standards & Specifications	Combination compatible part number		Applicable tool
				Terminal	Sleeve / Shell	
	B-1	Male bullet terminal	Applicable wire [mm ²]0.50~2.00 [AWG]20~14	B-2 B-16 B-31	B-3 · 3A · 3AL B-3W · 3WS · 3WL B-66	B-14
	B-2	Female bullet terminal		B-1	B-4 · 4A · 4AL B-4W · 4WS · 4WL B-67	
	B-3	Insulating Sleeve	Wire Coating Outer Diameter φ 2.5mm	B-1 B-1-24K B-41	—	—
	B-4			B-2 B-2-24K B-42	—	—
	B-3A	Post-Assembly Insulation Sleeve	Wire Coating Outer Diameter φ 2.5mm	B-1 B-1-24K B-41	—	—
	B-4A		Wire Coating Outer Diameter φ 3.5mm	B-2 B-2-24K B-42	—	—
	B-3AL	Post-Assembly Insulation Sleeve(L)	Wire Coating Outer Diameter φ 3.5mm	B-1 B-1-24K B-41	—	—
	B-4AL		Wire Coating Outer Diameter φ 4.0mm	B-2 B-2-24K B-42	—	—
	B-3WS	Waterproof Insulating Sleeve(S)	Applicable wire AV0.5 Wire Coating Outer Diameter φ 2.2mm	B-1 B-1-24K	—	—
	B-4WS			B-2 B-2-24K	—	—
	B-3W	Waterproof Insulating Sleeve	Applicable wire AV0.85 Wire Coating Outer Diameter φ 2.5mm	B-1 B-1-24K	—	—
	B-4W			B-2 B-2-24K	—	—
	B-3WL	Waterproof Insulating Sleeve(L)	Applicable wire AV1.25-2.0 Wire Coating Outer Diameter φ 2.9mm	B-1 B-1-24K	—	—
	B-4WL			B-2 B-2-24K	—	—
	B-5S	110 type plug (For shell set)	Applicable wire [mm ²]0.50 ~ 1.25 [AWG]20~16	B-6S B-100S	B-97 · 98 · 99	B-14 FR-150
	B-6S	110 type Socket (For shell set)		B-5S	—	
	B-8	Butt connection terminal with insulation	Applicable wire [mm ²]0.30 ~ 1.25 [AWG]20~16	—	—	M100A
	B-9	250 type plug (For shell set)	Applicable wire [mm ²]0.50 ~ 2.00 [AWG]20~14	B-10 B-20	B-13 · 13R · 18 · 18R · 18RB B-36 · 36R · 37 · 37R · 37RB B-38 · 38R · 38RB	B-14
	B-10	250 type Socket (For shell set)		B-9	B-13 · 13R · 18 · 18R · 18RB B-37 · 37R · 37RB B-38 · 38R · 38RB	
	B-12	Ring terminal	Applicable wire [mm ²]0.50~2.00 [AWG]20~14 Bolt Hole Dia. φ 4mm	—	B-3	B-14
	B-13	250 type Shell Set	6 poles male-to-female set	B-9 B-10	—	—
	B-13R	250 type Shell Set	6 pole lock included male-to-female set		—	
	B-16	Bullet terminal W Socket	Applicable wire [mm ²]0.50~2.00 [AWG]20~14		B-1	
	B-17	Insulating Sleeve	For W Socket Wire Coating Outer Diameter φ 2.5mm	B-16	—	—
	B-18	250 type Shell Set	4 poles male-to-female set	B-9 B-10	—	—
	B-18R	250 type Shell Set	4 pole lock included male-to-female set			
	B-18RB	250 type Shell Set Black	4 pole lock included male-to-female set			
	B-20	250 type socket for single pole	Applicable wire [mm ²]0.50 ~ 1.25 [AWG]20~16	B-9	B-23 B-36 · 36R	B-14
	B-21	Horn type terminal	Applicable wire [mm ²]0.50~1.25 [AWG]20~16 Bolt Hole Dia. φ 4mm	—	B-3	B-14
	B-22		Applicable wire [mm ²]0.50~1.25 [AWG]20~16 Bolt Hole Dia. φ 5mm	—		
	B-23	Insulating Sleeve	For 250 sockets Wire Coating Outer Diameter φ 2.5mm	B-20 B-35	—	—
	B-24	Ring terminal	Applicable wire [mm ²]0.50~1.25 [AWG]20~16 Bolt Hole Dia. φ 5mm	—	B-3	B-14
	B-30	312 flag type socket	Applicable wire [mm ²]0.50~2.00 [AWG]20~14 Shielded beam terminals	—	—	—
	B-31	Bullet terminal L-type	Applicable wire [mm ²]0.50~2.00 [AWG]20~14	B-1	—	B-14
	B-33N	Insulated sleeves for 250 and 312 plugs	Wire Coating Outer Diameter φ 4.0mm	B-47	—	—
	B-35	250 type Socket	Applicable wire [mm ²]0.75~2.00 [AWG]18~14	B-47 B-50	B-23	B-14
	B-36	250 type Shell Set	1 poles male-to-female set	B-9 B-20	—	—
	B-36R	250 type Shell Set	1 pole lock included male-to-female set		—	

	B-37	250 type Shell Set	2 pole Ttype male-to-female set	B-9 B-10	-	-
	B-37R	250 type Shell Set	2 pole lock included Ttype male-to-female set		-	
	B-37RB	250 type Shell Set Black	2 pole lock included Ttype male-to-female set		-	
	B-38	250 type Shell Set	3 poles male-to-female set		-	
	B-38R	250 type Shell Set	3 pole lock included male-to-female set		-	
	B-38RB	250 type Shell Set 黒	3 pole lock included male-to-female set	B-9 B-10	-	B-14
	B-41	Male bullet terminal(S)	Applicable wire [mm ²]0.50~2.00 [AWG]20~14	B-42	B-3 · 3A · 3AL B-66	
	B-42	Female bullet terminal(S)	Applicable wire [mm ²]0.50~1.25 [AWG]20~16	B-41	B-4 · 4A · 4AL B-67	
	B-47	250 type plug	Applicable wire [mm ²]0.50~1.25 [AWG]20~16	B-35 B-50	B-3 B-33N B-66	BL-255
	B-48	Splice	Applicable wire harness range [mm ²]1.25~2.00 [AWG]16~14	-	-	B-14
	B-49		Applicable wire harness range [mm ²]2.50~6.50 [AWG]13~9	-	-	BL-255
	B-50	250 type plug	Applicable wire [mm ²]0.75~2.00 [AWG]18~14	B-35 B-47	B-23	B-14
	B-51S	Branch tap (white)	Applicable wire [mm ²]0.18~0.36 [AWG]24~22	-	-	-
	B-51	Branch tap (red)	Applicable wire [mm ²]0.50~0.85 [AWG]20~18	-	-	-
	B-52	Branch tap (blue)	Applicable wire [mm ²]1.25~2.00 [AWG]16~14	-	-	-
	B-53	312 type plug (For shell set)	Applicable wire [mm ²]0.50~2.00 [AWG]20~14	B-54	B-57 B-58	B-14
	B-54	312 type Socket (For shell set)		B-53		
	B-55	312 type plug (For shell set)	Applicable wire [mm ²]3.00~5.00 [AWG]13~10	B-56		BL-255
	B-56	312 type Socket (For shell set)		B-55		
	B-57	312 type Shell Set	1 pole lock included Ttype male-to-female set	B-53 B-54 B-55 B-56	-	-
	B-58	312 type Shell Set	2 pole lock included Ttype male-to-female set		-	-
	B-59	Branch tap (brown)	Applicable wire Main line[mm ²]3.50~4.00 [AWG]12~11 Branch line[mm ²]0.85~2.00 [AWG]18~14	-	-	-
	B-66	Insulating Sleeve	Wire Coating Outer Diameter φ 3.2mm	B-1 B-1-24K B-41	-	-
	B-67			B-2 B-2-24K B-42	-	-
	B-68	Insulating Sleeve for 110 type	Wire Coating Outer Diameter φ 2.5mm	-	-	-
	B-69	Insulating Sleeve(L) for 110 type		-	-	-
	B-70	Insulating Sleeve(L) for 110 type		-	-	-
	B-71N	Insulating sleeves for 312 and 375 sockets	Wire Coating Outer Diameter φ 4.5mm	-	-	-
	B-72	187 type plug	Applicable wire 0.30~0.75mm ²	B-73	B-3	B-14
	B-73	187 type Socket	Applicable wire 0.50~1.25mm ²	B-72	B-74 B-75	
	B-74	Insulating Sleeve for 187 type	Wire Coating Outer Diameter φ 2.5mm	B-73	-	-
	B-75		Wire Coating Outer Diameter φ 3.2mm		-	-
	B-76N	Mini Blades Fuse Holder	Maximum allowable current 25A	-	-	-
	B-77N	Waterproof mini-blade fuse holder		-	-	-
	B-79	Branch tap (pink)	Applicable wire [mm ²]0.35~1.25 [AWG]22~16	-	-	-
	B-80	Splice	Applicable wire [mm ²]0.50~1.25 [AWG]20~16	-	-	B-14
	B-85	Male terminal	Applicable wire [mm ²]0.30~0.50 [AWG]22~20	B-86	B-87	-
	B-86	Female terminal	Applicable wire [mm ²]0.30~0.50 [AWG]22~20	B-85	B-88	
	B-87	Female Housing	5 pole lock included	B-85	B-88	-
	B-88	Male Housing	5 pole lock included	B-86	B-87	
	B-89	OBD- II Male terminal	Applicable wire [mm ²]0.30~0.50 [AWG]22~20	-	B-91	

	B-91	OBD- II Female Housing	OBD- II A type 060 type 16 pole lock included	B-89	-	-
	B-93N	Blades Fuse Holder Set	Single type housing for FU 20 B-10 sockets includedMaximum allowable current 25A	-	-	B-14
	B-94N	Blades Fuse Holder Set	Double type housing for FU 20 B-10 sockets includedMaximum allowable current 25A	-	-	
	B-95	Pressure Welding Type Relay Connector	Applicable wire 0.20~0.50mm ² Maximum Covered Outer Diameter ϕ 2.1mm	B-96	-	-
	B-101	Pressure Welding Type Relay Connector	Applicable wire 0.50~0.75mm ² Maximum Covered Outer Diameter ϕ 2.8mm	-		
	B-103	Pressure Welding Type Relay Connector (Butted type)	Applicable wire 0.50~0.75mm ² Maximum Covered Outer Diameter ϕ 2.8mm	-		
	B-96	Connecting plate for B-95	-	B-95		
	B-97	110 type Shell Set	2 pole lock included male-to-female set	B-5S B-100S	-	-
	B-98		3 pole lock included male-to-female set			
	B-99		4 pole lock included male-to-female set			
	B-100S	110 type socket	Applicable wire [mm ²]0.50~1.25 [AWG]20~16	B-5S	B-97 · 98 · 99	,B-14 FR-150
	B-1-24K	Male bullet terminal	Applicable wire [mm ²]0.50~2.00 [AWG]20~14 24K Plating	B-2-24K	B-3 · 3A · 3AL B-3W · 3WS · 3WL B-66	B-14
	B-2-24K	Female bullet terminal		B-1-24K	B-4 · 4A · 4AL B-4W · 4WS · 4WL B-67	
	B-9-24K	250 type plug (For shell set)	Applicable wire [mm ²]0.50~2.00 [AWG]20~14 24K Plating	B-10-24K	B-13 · 13R · 18 · 18R · 18RB B-36 · 36R · 37 · 37R · 37RB B-38 · 38R · 38RB	B-14
	B-10-24K	250 type Socket (For shell set)		B-9-24K	B-13 · 13R · 18 · 18R · 18RB B-37 · 37R · 37RB B-38 · 38R · 38RB	